

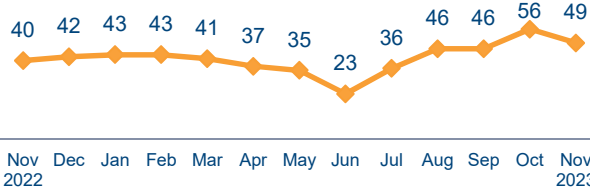


AB109 Monthly Stats November 2023

Postrelease Community Supervision (PCS)

Releases from Prison
from 10/1/11 - 11/30/23 = 11,756

2023 YTD = 455
2023 Monthly Avg = 41



PCS Active Supervision
(Excludes Warrants)

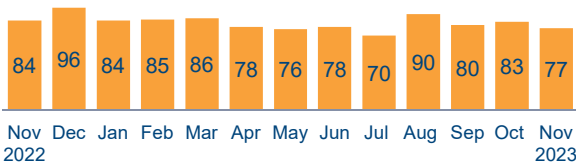
913

Warrant

219 ICE 520 PCS 739 Total

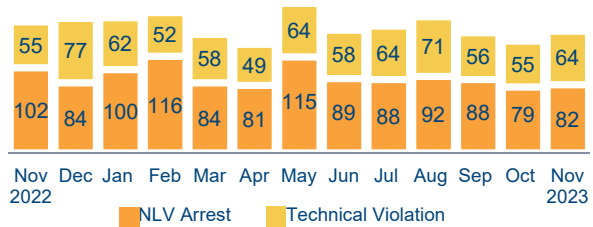
Warrants

2023 YTD = 887
2023 Monthly Avg = 81



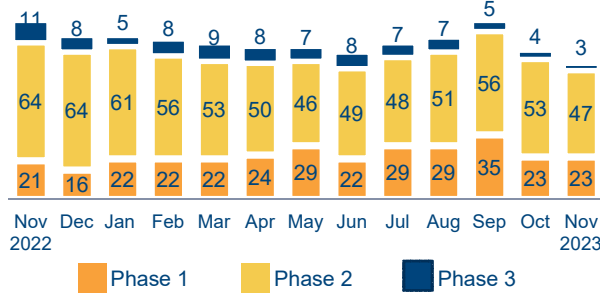
Revocations

2023 YTD = 1667
2023 Monthly Avg = 152



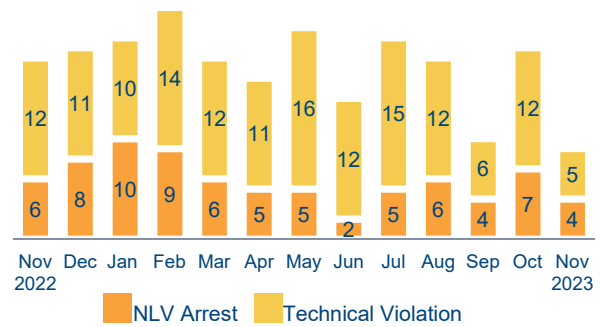
Day Reporting Center Participants

2023 Monthly Avg = 84
2023 Monthly Avg: (AB109 = 27, GenSup = 57)



Flash Incarcerations

2023 Monthly Avg = 17
2022 Monthly Avg = 19

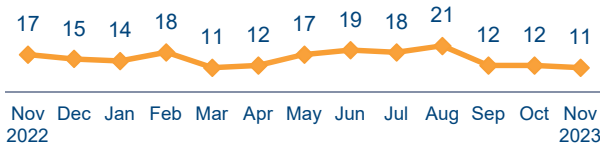


Mandatory Supervision (MS)

Individuals with MS Convictions

from 10/1/11 - 11/30/23 = 4,800

2023 YTD = 165
2023 Monthly Avg = 15



MS Active Supervision

(Excludes Warrants)

245

Warrants

444

November Flash Incarcerations

0