



AB109 Monthly Stats October 2023

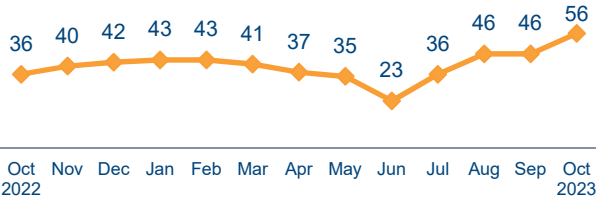
Postrelease Community Supervision (PCS)

Releases from Prison

from 10/1/11 - 10/31/23 = 11,691

2023 YTD = 406

2023 Monthly Avg = 41



PCS Active Supervision

(Excludes Warrants)

901

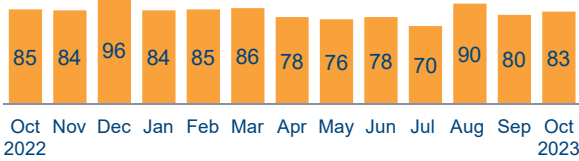
Warrant



Warrants

2023 YTD = 810

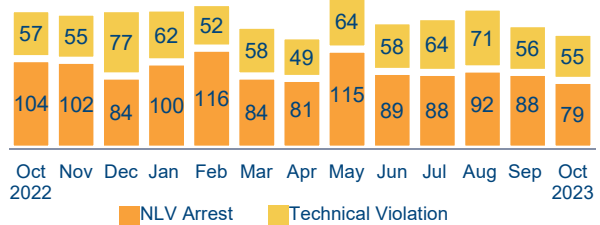
2023 Monthly Avg = 81



Revocations

2023 YTD = 1521

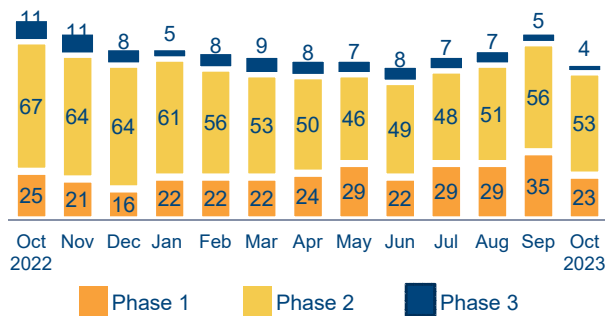
2023 Monthly Avg = 152



Day Reporting Center Participants

2023 Monthly Avg = 85

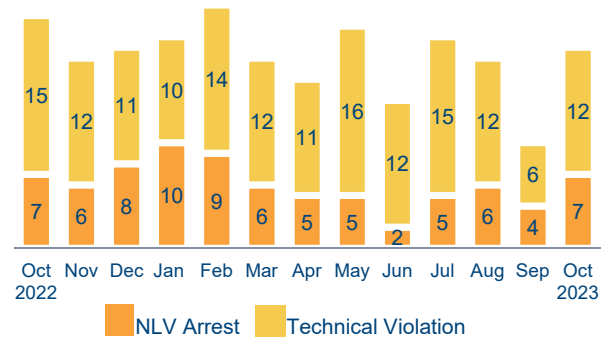
2023 Monthly Avg: (AB109 = 27, GenSup = 58)



Flash Incarcerations

2023 Monthly Avg = 18

2022 Monthly Avg = 19



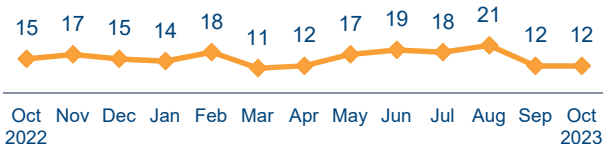
Mandatory Supervision (MS)

Individuals with MS Convictions

from 10/1/11 - 10/31/23 = 4793

2023 YTD = 154

2023 Monthly Avg = 15



MS Active Supervision

(Excludes Warrants)

248

Warrants

443

October Flash Incarcerations

0