

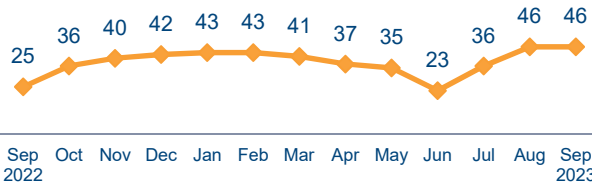


AB109 Monthly Stats September 2023

Postrelease Community Supervision (PCS)

Releases from Prison
from 10/1/11 - 9/30/23 = 11,614

2023 YTD = 350
2023 Monthly Avg = 39



PCS Active Supervision
(Excludes Warrants)

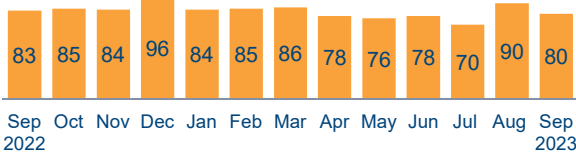
913

Warrant

219 ICE 485 PCS 704 Total

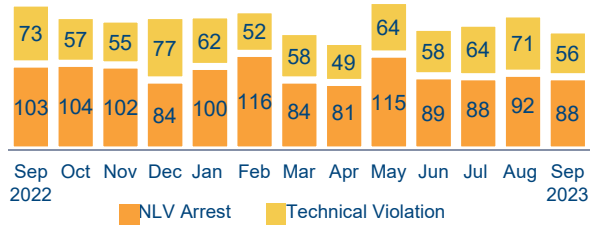
Warrants

2023 YTD = 727
2023 Monthly Avg = 81



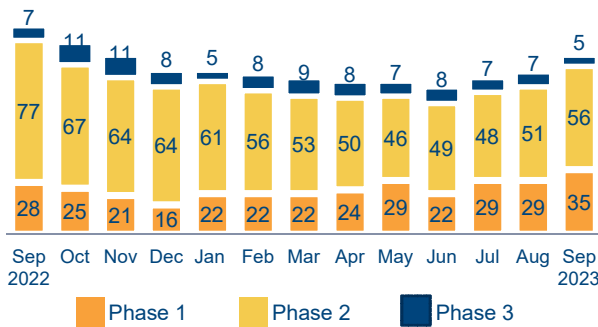
Revocations

2023 YTD = 1387
2023 Monthly Avg = 154



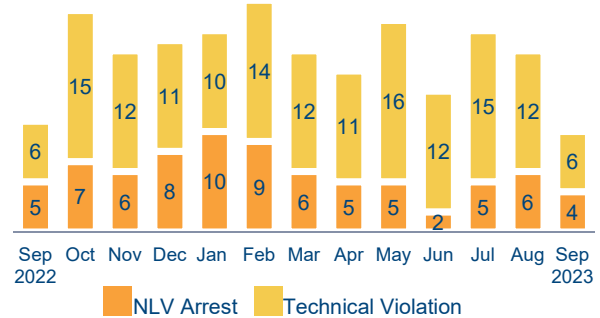
Day Reporting Center Participants

2023 Monthly Avg = 85
2023 Monthly Avg: (AB109 = 27, GenSup = 58)



Flash Incarcerations

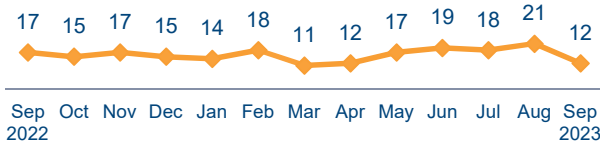
2023 Monthly Avg = 18
2022 Monthly Avg = 19



Mandatory Supervision (MS)

Individuals with MS Convictions

from 10/1/11 - 9/30/23 = 4,782
2023 YTD = 142
2023 Monthly Avg = 16



MS Active Supervision

(Excludes Warrants)

254

Warrants

435

September Flash Incarcerations

1