

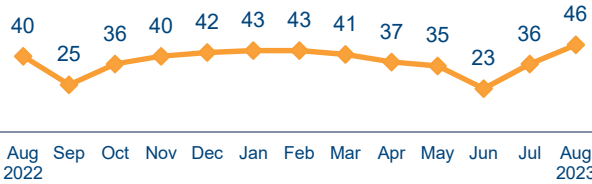


AB109 Monthly Stats August 2023

Postrelease Community Supervision (PCS)

Releases from Prison
from 10/1/11 - 8/31/23 = 11,550

2023 YTD = 304
2023 Monthly Avg = 38



PCS Active Supervision
(Excludes Warrants)

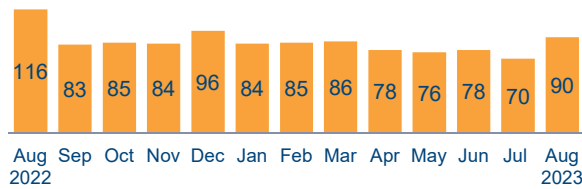
881

Warrant

219 ICE 490 PCS 709 Total

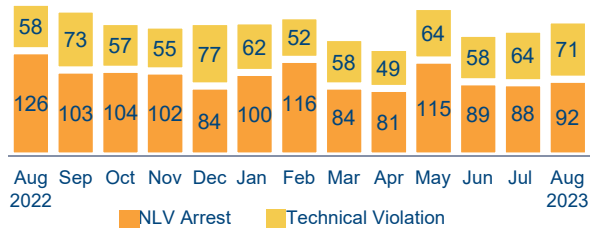
Warrants

2023 YTD = 647
2023 Monthly Avg = 81



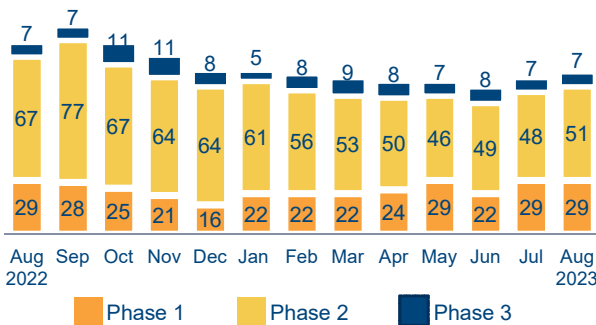
Revocations

2023 YTD = 1243
2023 Monthly Avg = 155



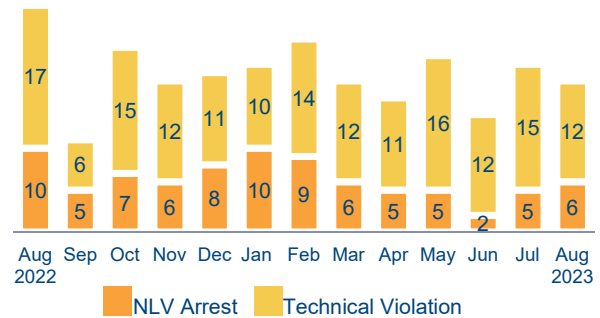
Day Reporting Center Participants

2023 Monthly Avg = 84
2023 Monthly Avg: (AB109 = 25, GenSup = 59)



Flash Incarcerations

2023 Monthly Avg = 19
2022 Monthly Avg = 19

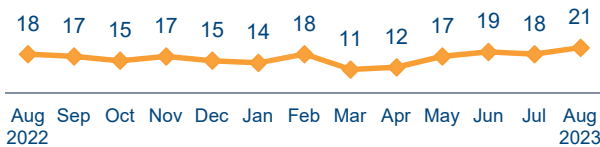


Mandatory Supervision (MS)

Individuals with MS Convictions

from 10/1/11 - 8/31/23 = 4,774

2023 YTD = 130
2023 Monthly Avg = 16



MS Active Supervision

(Excludes Warrants)

247

Warrants

436

August Flash Incarcerations

3