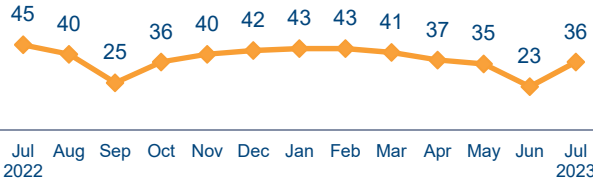




AB109 Monthly Stats July 2023

Postrelease Community Supervision (PCS)

Releases from Prison
from 10/1/11 - 7/31/23 = 11,497
2023 YTD = 258
2023 Monthly Avg = 37



PCS Active Supervision
(Excludes Warrants)

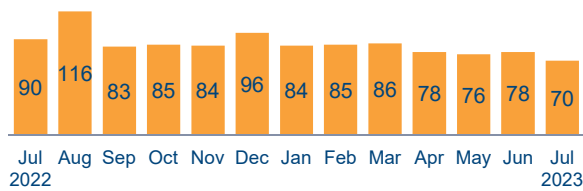
872

Warrant

219 ICE 500 PCS 719 Total

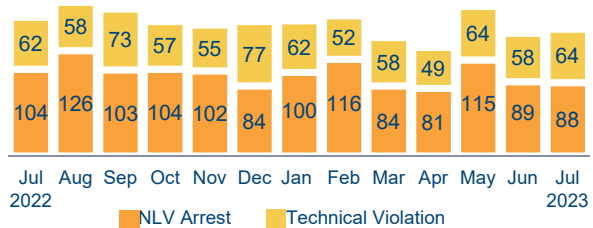
Warrants

2023 YTD = 557
2023 Monthly Avg = 80



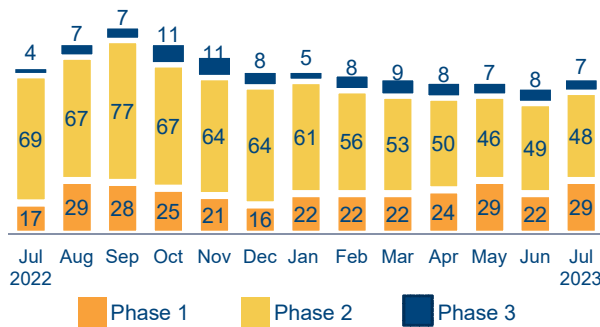
Revocations

2023 YTD = 1080
2023 Monthly Avg = 154



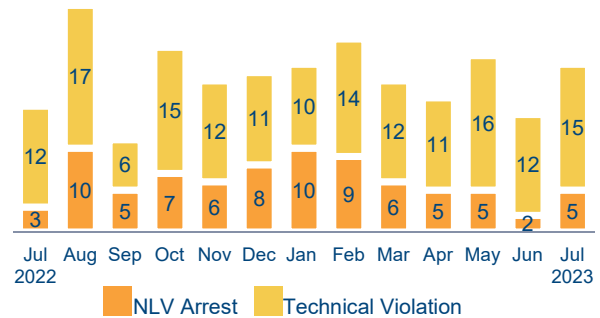
Day Reporting Center Participants

2023 Monthly Avg = 84
2023 Monthly Avg: (AB109 = 24, GenSup = 60)



Flash Incarcerations

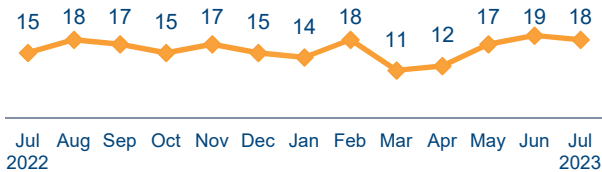
2023 Monthly Avg = 19
2022 Monthly Avg = 19



Mandatory Supervision (MS)

Individuals with MS Convictions

from 10/1/11 - 7/31/23 = 4,759
2023 YTD = 109
2023 Monthly Avg = 16



MS Active Supervision

(Excludes Warrants)

249

Warrants

437

July Flash Incarcerations

1