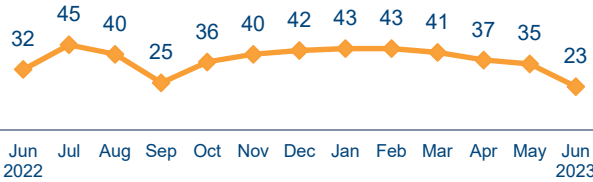




**AB109 Monthly Stats**  
**June 2023**

**Postrelease Community Supervision (PCS)**

**Releases from Prison**  
from 10/1/11 - 6/30/23 = 11,445  
2023 YTD = 222  
2023 Monthly Avg = 37



**PCS Active Supervision**  
(Excludes Warrants)

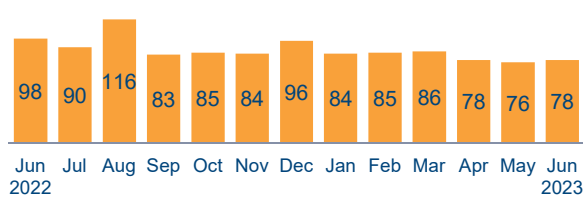
880

**Warrant**

219 ICE    499 PCS    718 Total

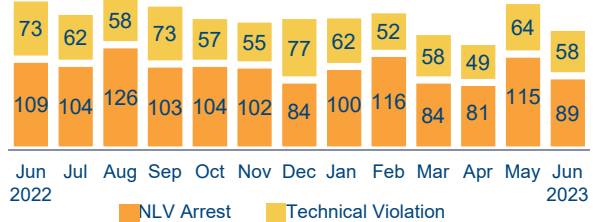
**Warrants**

2023 YTD = 487  
2023 Monthly Avg = 81



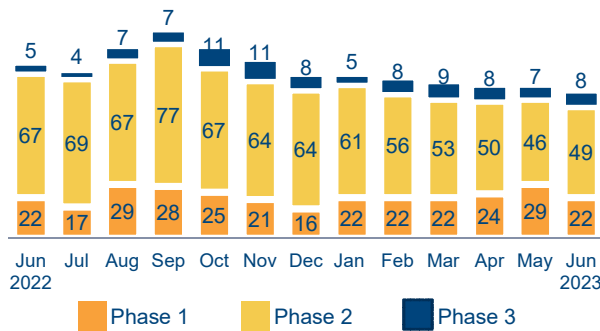
**Revocations**

2023 YTD = 928  
2023 Monthly Avg = 155



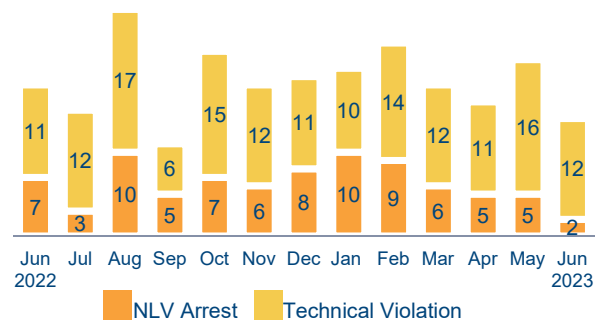
**Day Reporting Center Participants**

2023 Monthly Avg = 84  
2023 Monthly Avg: (AB109 = 23, GenSup = 61)



**Flash Incarcerations**

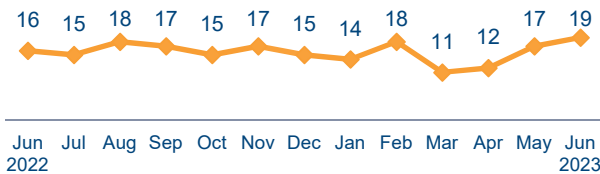
2023 Monthly Avg = 19  
2022 Monthly Avg = 19



**Mandatory Supervision (MS)**

**Individuals with MS Convictions**

from 10/1/11 - 6/30/23 = 4,742  
2023 YTD = 91  
2023 Monthly Avg = 15



**MS Active Supervision**

(Excludes Warrants)

256

**Warrants**

432

**June Flash Incarcerations**

0