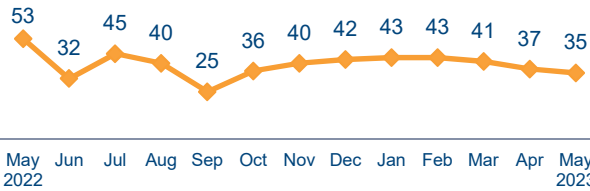




AB109 Monthly Stats May 2023

Postrelease Community Supervision (PCS)

Releases from Prison
from 10/1/11 - 5/31/23 = 11,407
2023 YTD = 199
2023 Monthly Avg = 40



PCS Active Supervision
(Excludes Warrants)

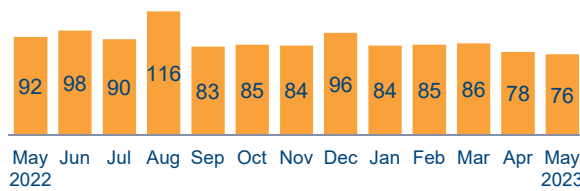
911

Warrant

219 ICE 500 PCS 719 Total

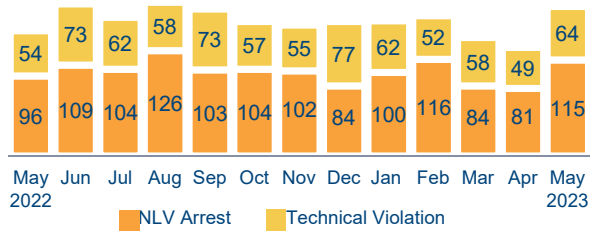
Warrants

2023 YTD = 409
2023 Monthly Avg = 82



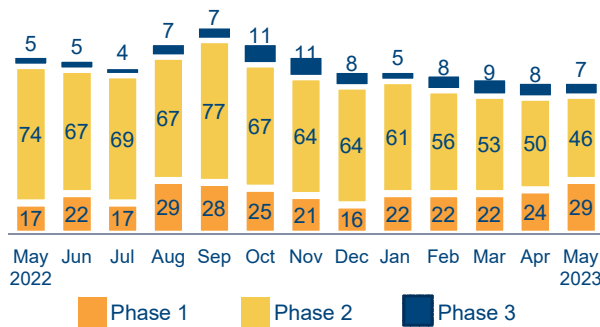
Revocations

2023 YTD = 781
2023 Monthly Avg = 156



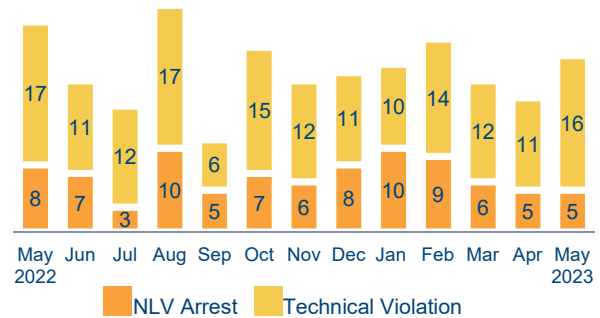
Day Reporting Center Participants

2023 Monthly Avg = 84
2023 Monthly Avg: (AB109 = 21, GenSup = 63)



Flash Incarcerations

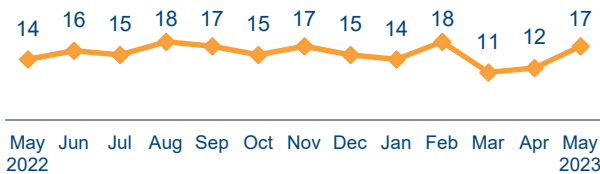
2023 Monthly Avg = 20
2022 Monthly Avg = 19



Mandatory Supervision (MS)

Individuals with MS Convictions

from 10/1/11 - 5/31/23 = 4,726
2023 YTD = 72
2023 Monthly Avg = 14



MS Active Supervision

(Excludes Warrants)

253

Warrants

437

May Flash Incarcerations

2