

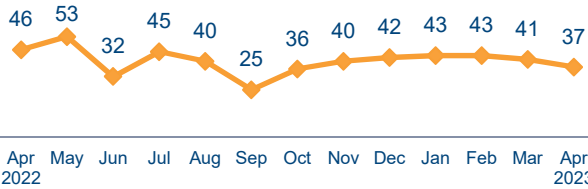


## AB109 Monthly Stats April 2023

### Postrelease Community Supervision (PCS)

**Releases from Prison**  
from 10/1/11 - 4/30/23 = 11,361

2023 YTD = 164  
2023 Monthly Avg = 41



**PCS Active Supervision**  
(Excludes Warrants)

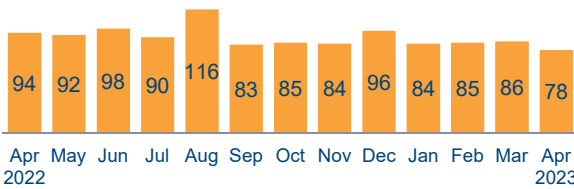
894

**Warrant**

218 ICE    531 PCS    749 Total

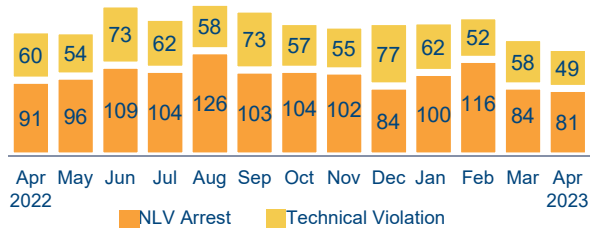
#### Warrants

2023 YTD = 333  
2023 Monthly Avg = 83



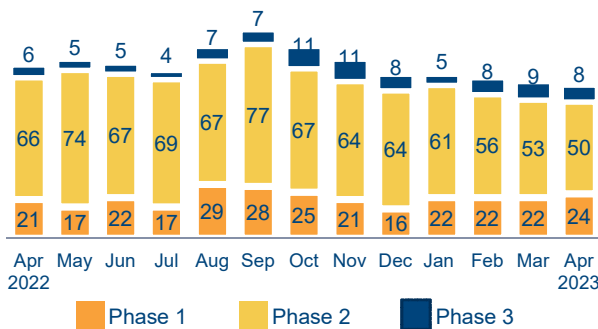
#### Revocations

2023 YTD = 602  
2023 Monthly Avg = 151



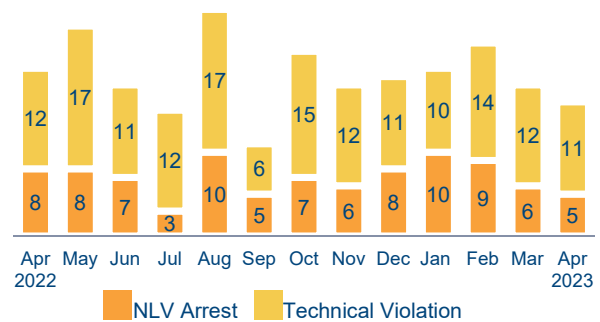
#### Day Reporting Center Participants

2023 Monthly Avg = 85  
2023 Monthly Avg: (AB109 = 20, GenSup = 65)



#### Flash Incarcerations

2023 Monthly Avg = 19  
2022 Monthly Avg = 19

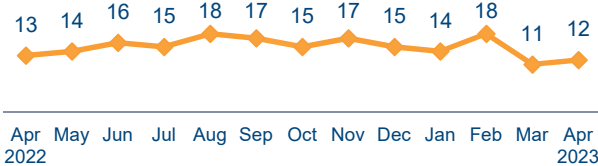


### Mandatory Supervision (MS)

#### Individuals with MS Convictions

from 10/1/11 - 4/30/23 = 4,715

2023 YTD = 55  
2023 Monthly Avg = 14



#### MS Active Supervision

(Excludes Warrants)

258

**Warrants**

460

**April Flash Incarcerations**

1