

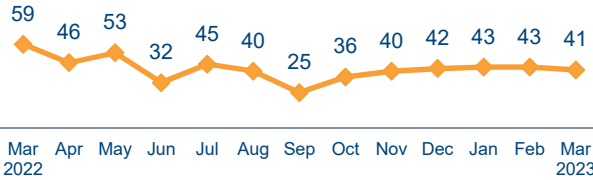


AB109 Monthly Stats March 2023

Postrelease Community Supervision (PCS)

Releases from Prison
from 10/1/11 - 3/31/23 = 11,321

2023 YTD = 127
2023 Monthly Avg = 42



PCS Active Supervision
(Excludes Warrants)

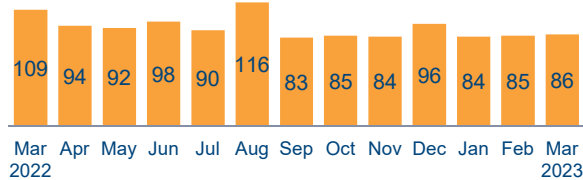
913

Warrant

219 ICE 524 PCS 743 Total

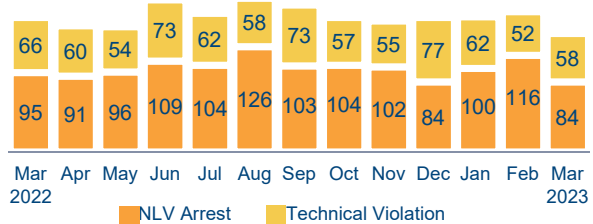
Warrants

2023 YTD = 255
2023 Monthly Avg = 85



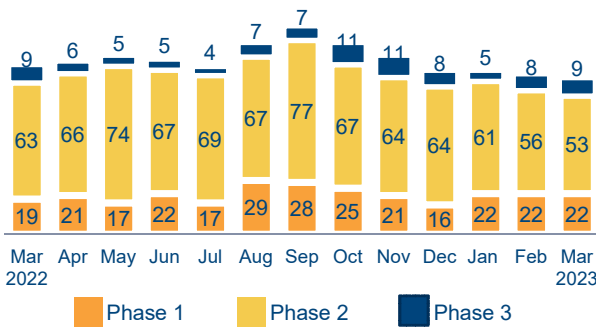
Revocations

2023 YTD = 472
2023 Monthly Avg = 157



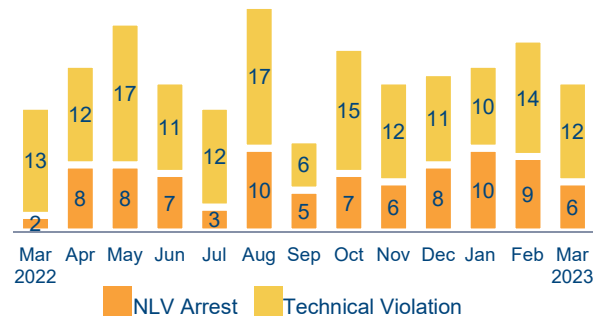
Day Reporting Center Participants

2023 Monthly Avg = 86
2023 Monthly Avg: (AB109 = 20, GenSup = 66)



Flash Incarcerations

2023 Monthly Avg = 20
2022 Monthly Avg = 19

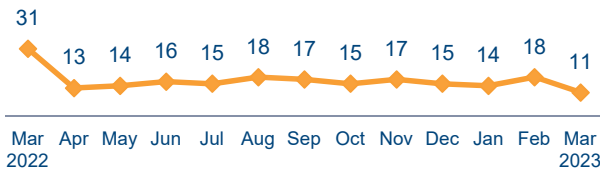


Mandatory Supervision (MS)

Individuals with MS Convictions

from 10/1/11 - 3/31/23 = 4,708

2023 YTD = 43
2023 Monthly Avg = 14



MS Active Supervision

(Excludes Warrants)

263

Warrants

464

March Flash Incarcerations

0