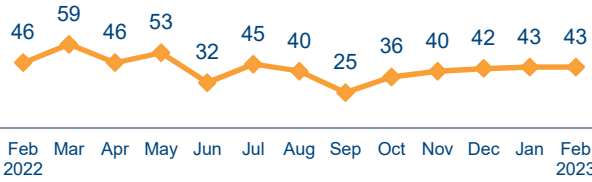




**AB109 Monthly Stats  
February 2023**

**Postrelease Community Supervision (PCS)**

**Releases from Prison**  
from 10/1/11 - 2/28/23 = 11,263  
2023 YTD = 86  
2023 Monthly Avg = 43



**PCS Active Supervision**  
(Excludes Warrants)

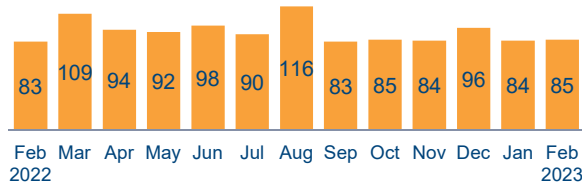
919

**Warrant**

221 ICE    533 PCS    754 Total

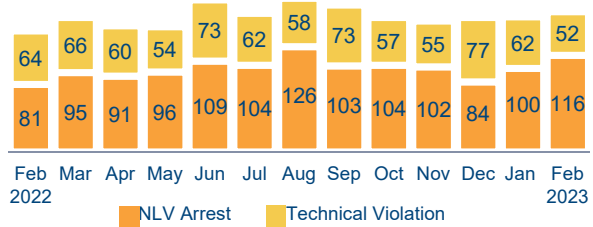
**Warrants**

2023 YTD = 169  
2023 Monthly Avg = 85



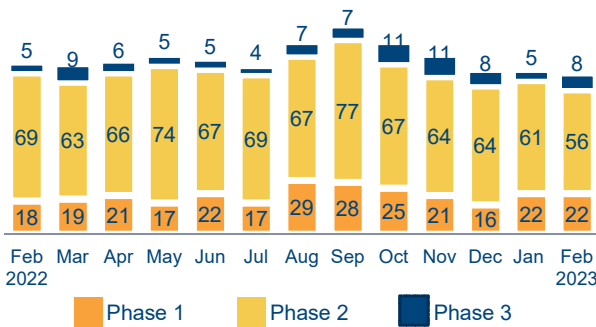
**Revocations**

2023 YTD = 330  
2023 Monthly Avg = 165



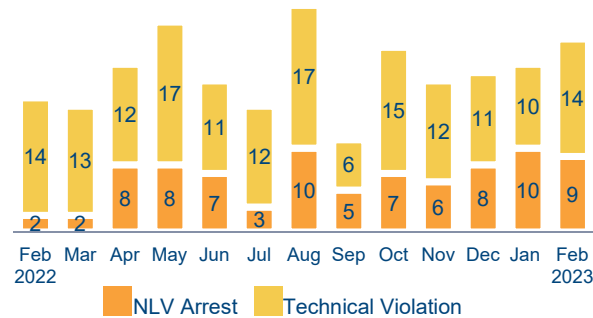
**Day Reporting Center Participants**

2023 Monthly Avg = 86  
2023 Monthly Avg: (AB109 = 20, GenSup = 66)



**Flash Incarcerations**

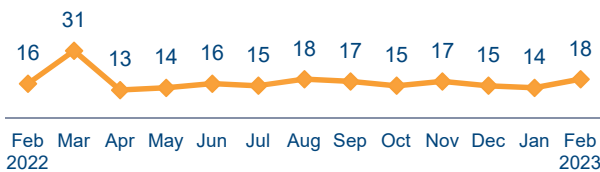
2023 Monthly Avg = 22  
2022 Monthly Avg = 19



**Mandatory Supervision (MS)**

**Individuals with MS Convictions**

from 10/1/11 - 2/28/23 = 4,697  
2023 YTD = 32  
2023 Monthly Avg = 16



**MS Active Supervision**

(Excludes Warrants)

272

**Warrants**

469

**February Flash Incarcerations**

0