



## AB109 Monthly Stats March 2022

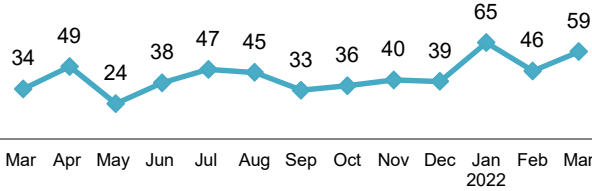
### Postrelease Community Supervision (PCS)

#### Releases from Prison

from 10/1/11 - 3/31/22 = 10,721

2022 YTD = 170

2022 Monthly Avg = 57



#### PCS Active Supervision

(Excludes Warrants)

• 1003

#### Warrants

223

531

754

•ICE

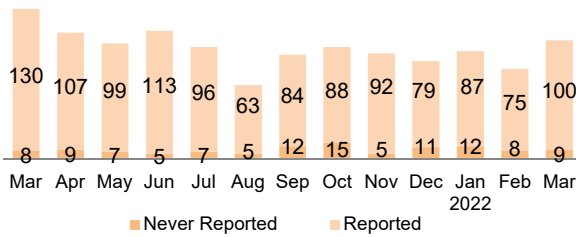
•PCS

•Total

#### Warrants

2022 YTD = 291

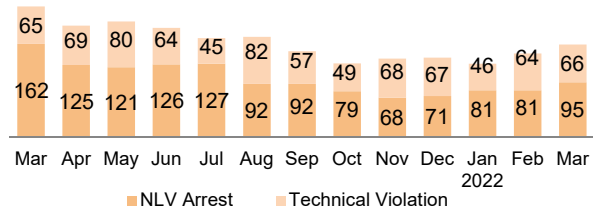
2022 Monthly Avg = 97



#### Revocations

2022 YTD = 433

2022 Monthly Avg = 144

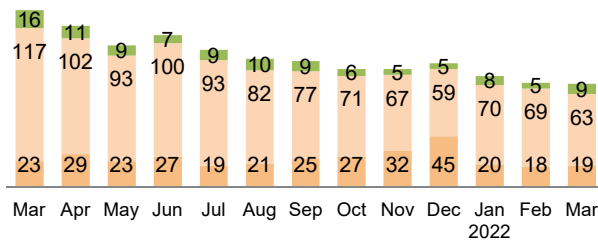


#### Day Reporting Center Participants

2022 Monthly Avg = 94

2022 Monthly Avg: (AB109 = 26, GenSup = 68)

Phase 1 Phase 2 Phase 3

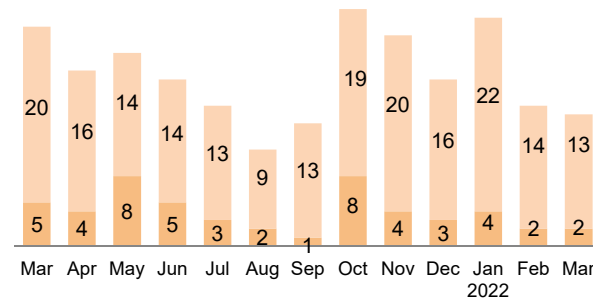


#### Flash Incarcerations

2022 Monthly Avg = 19

2021 Monthly Avg = 20

NLV Arrest Technical Violation



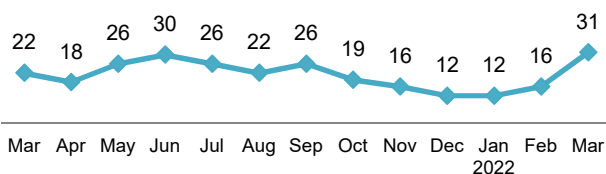
## Mandatory Supervision (MS)

#### Individuals with MS Convictions

from 10/1/11 - 3/31/22 = 4,574

2022 YTD = 59

2022 Monthly Avg = 20



#### MS Active Supervision

(Excludes Warrants)

• 327

#### Warrants

451

#### March Flash Incarcerations

3