



## AB109 Monthly Stats January 2022

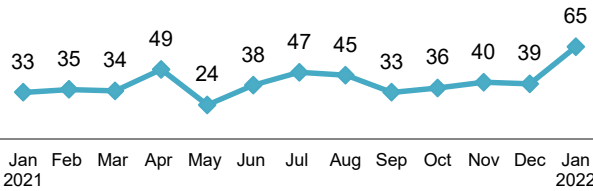
### Postrelease Community Supervision (PCS)

#### Releases from Prison

from 10/1/11 - 1/31/22 = 10,591

2022 YTD = 65

2022 Monthly Avg = 65



#### PCS Active Supervision

(Excludes Warrants)

• 990

#### Warrants

229

514

743

•ICE

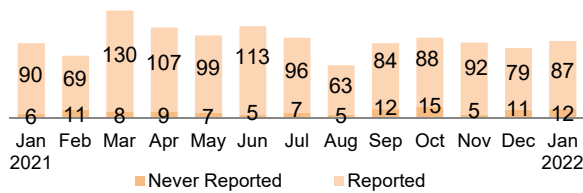
•PCS

•Total

#### Warrants

2022 YTD = 99

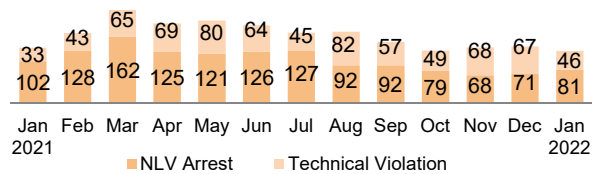
2022 Monthly Avg = 99



#### Revocations

2022 YTD = 127

2022 Monthly Avg = 127

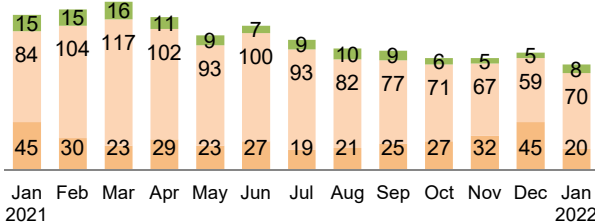


#### Day Reporting Center Participants

2022 Monthly Avg = 98

2022 Monthly Avg: (AB109 = 24, GenSup = 74)

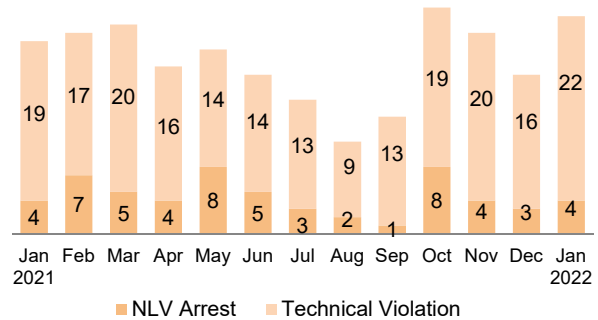
Phase 1 Phase 2 Phase 3



#### Flash Incarcerations

2022 Monthly Avg = 26

2021 Monthly Avg = 20



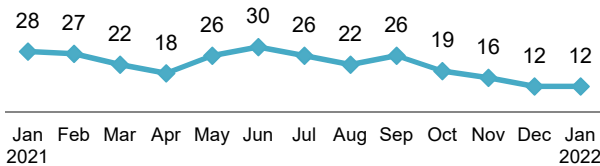
### Mandatory Supervision (MS)

#### Individuals with MS Convictions

from 10/1/11 - 1/31/22 = 4,532

2022 YTD = 12

2022 Monthly Avg = 12



#### MS Active Supervision

(Excludes Warrants)

• 317

#### Warrants

459

#### January Flash Incarcerations

5