



AB109 Monthly Stats July 2021

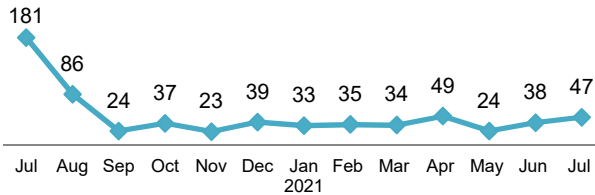
Postrelease Community Supervision (PCS)

Releases from Prison*

from 10/1/11 - 7/31/21 = 10,308

2021 YTD = 260

2021 Monthly Avg = 37



PCS Active Supervision

(Excludes Warrants)

• 980

Warrants

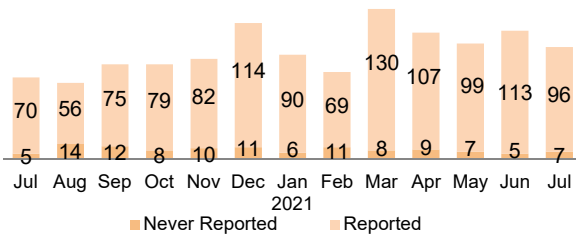


•ICE •PCS •Total

Warrants*

2021 YTD = 757

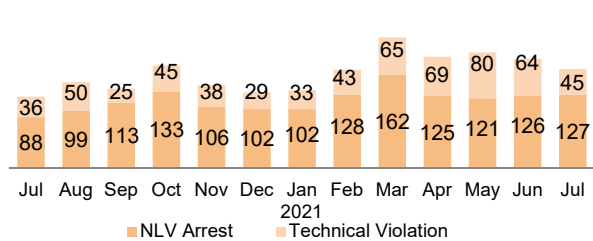
2021 Monthly Avg = 108



Revocations*

2021 YTD = 1290

2021 Monthly Avg = 184

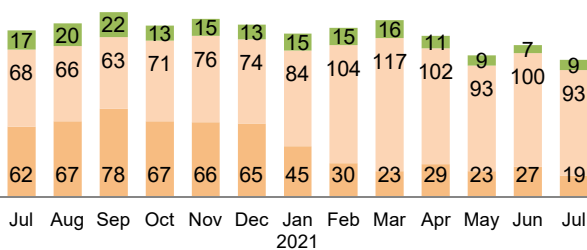


Day Reporting Center Participants

2021 Monthly Avg = 139

2021 Monthly Avg: (AB109 = 51, GenSup = 88)

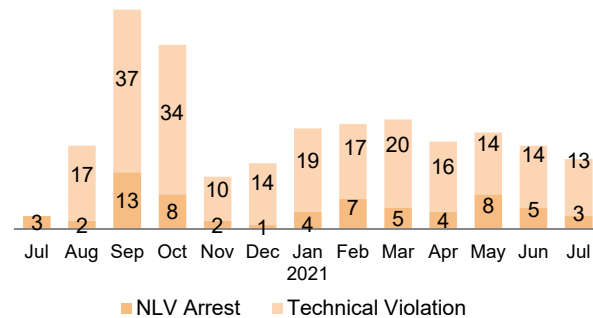
Phase 1 Phase 2 Phase 3



Flash Incarcerations*

2021 Monthly Avg = 21

2020 Monthly Avg = 21



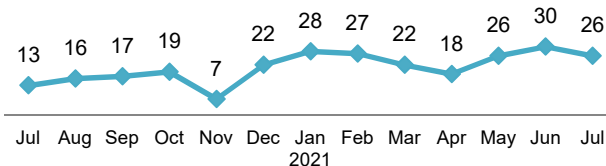
Mandatory Supervision (MS)

Individuals with MS Convictions*

from 10/1/11 - 7/31/21 = 4,448

2021 YTD = 177

2021 Monthly Avg = 25



MS Active Supervision

(Excludes Warrants)

• 369

Warrants

461

July Flash Incarcerations

0

* In response to the COVID-19 pandemic, the California Governor declared a State of Emergency in March 2020. The State also closed courts, altered the timing of prison releases to Counties and enacted measures, such as zero bail, to reduce jail populations. These actions affected PCS releases, MS convictions, Warrants, Revocations, and Flash Incarcerations.