



AB109 Monthly Stats February 2021

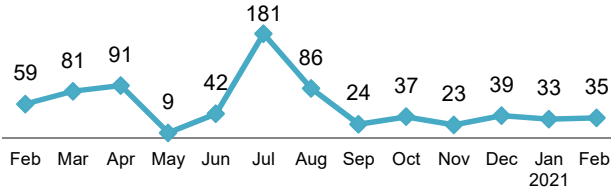
Postrelease Community Supervision (PCS)

Releases from Prison*

from 10/1/11 - 2/28/21 = 10,087

2021 YTD = 68

2021 Monthly Avg = 34



PCS Active Supervision

(Excludes Warrants)

• 1,119

Warrants

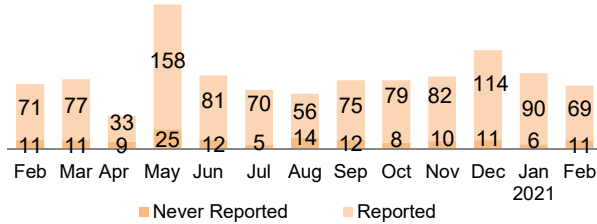


•ICE •PCS •Total

Warrants*

2021 YTD = 176

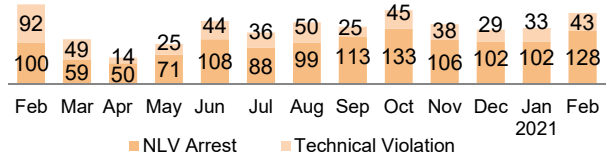
2021 Monthly Avg = 88



Revocations*

2021 YTD = 306

2021 Monthly Avg = 153

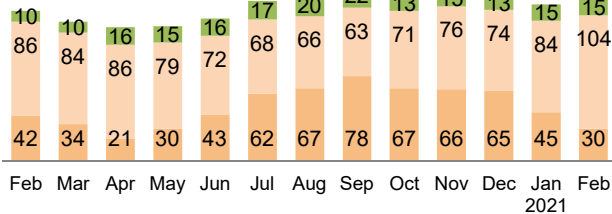


Day Reporting Center Participants

2021 Monthly Avg = 147

2021 Monthly Avg: (AB109 = 56, GenSup = 91)

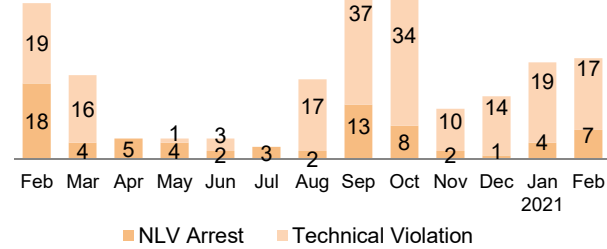
Phase 1 Phase 2 Phase 3



Flash Incarcerations*

2021 Monthly Avg = 24

2020 Monthly Avg = 21



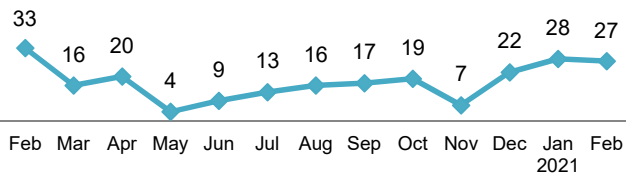
Mandatory Supervision (MS)

Individuals with MS Convictions*

from 10/1/11 - 2/28/21 = 4,346

2021 YTD = 55

2021 Monthly Avg = 28



MS Active Supervision

(Excludes Warrants)

• 386

Warrants

449

February Flash Incarcerations

0

* In response to the COVID-19 pandemic, the California Governor declared a State of Emergency in March 2020. The State also closed courts, altered the timing of prison releases to Counties and enacted measures, such as zero bail, to reduce jail populations. These actions affected PCS releases, MS convictions, Warrants, Revocations, and Flash Incarcerations.